

### 1. La dotazione standard

I compressori a vite serie C-TSH, R-TSH e R-TSL vengono forniti completi di un kit di supporti antivibranti in gomma (vedi fig.1).

La tabella che segue riporta i modelli dei kit, la quantità e le caratteristiche dei suoi componenti.

modello kit supporti	TOOWK800	TOOWK801
1 dado M16x8	2	-
2 grover	2	-
3 supporto antivibrante TOOSSA19 73 Sh	2	-
3 supporto antivibrante TOOSSA16 73 Sh	2	4
4 rondella	6	8
5 dado autobloccante M16x16	6	8

### 1. Standard equipment

Screw compressors series C-TSH, R-TSH and R-TSL are supplied with a kit of rubber vibration absorbers (see fig.1).

Following table shows the kit model with quantity and data of its components.

vibration absorber kit	TOOWK800	TOOWK801
1 nut M16x18	2	-
2 grover	2	-
3 vibration absorber TOOSSA19 73 Sh	2	-
3 vibration absorber TOOSSA16 73 Sh	2	4
4 washer	6	8
5 self-locking nut M16x16	6	8

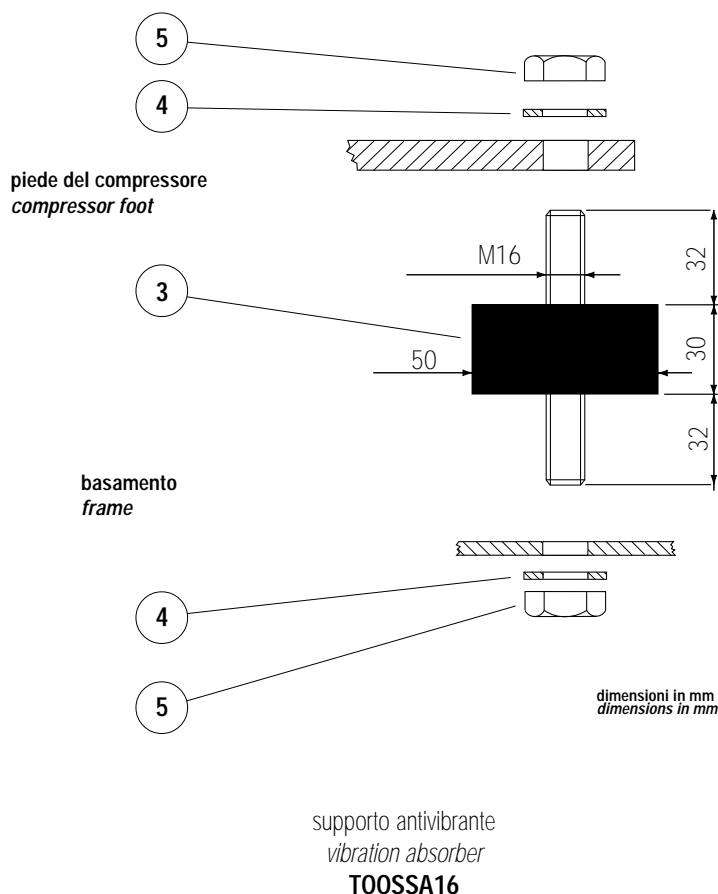
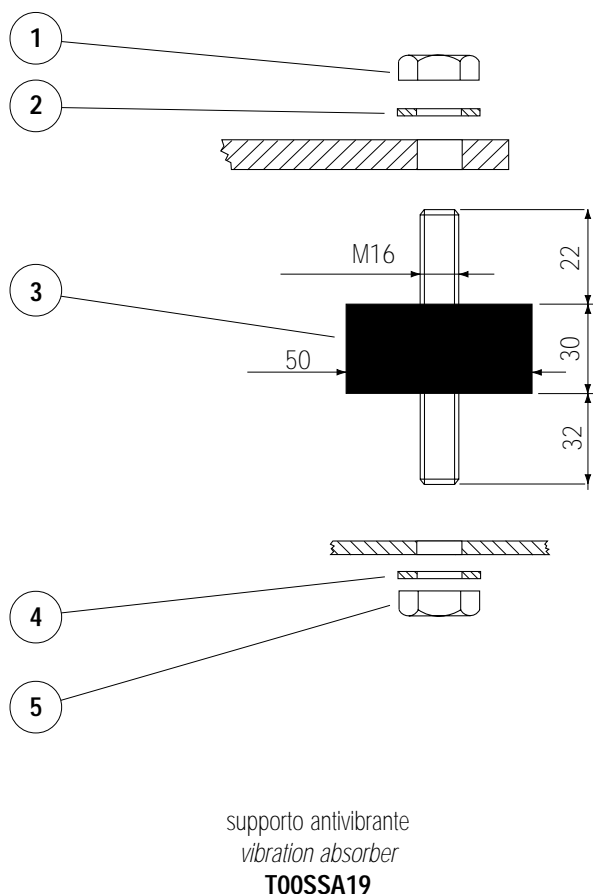


fig. 1

### 2. Montaggio

Per fissare il supporto antivibrante al basamento, fare riferimento alla sequenza illustrata nella fig. 1, facendo bene attenzione a serrare correttamente (30 Nm) i dadi 1 e 5.

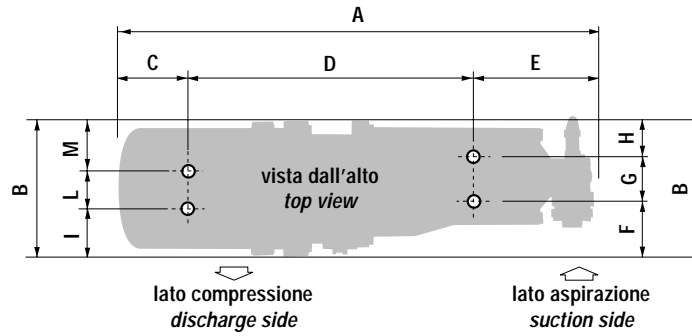
Per le posizioni dei molleggi e gli interassi dei fori di fissaggio vedi pagina 2.

### 2. Mounting

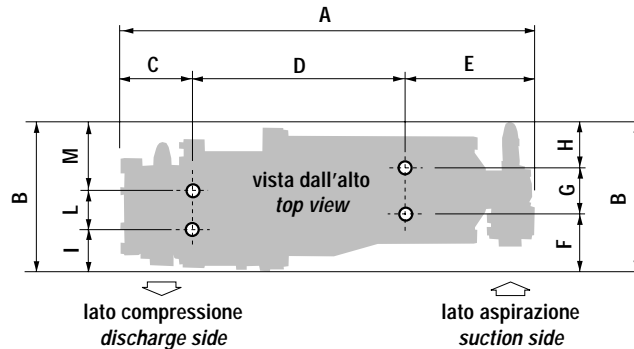
Mounting of the vibration absorbers must be performed following the sequence shown in fig. 1; a correct tightening torque (30 Nm) must be applied to the nuts 1 and 5.

See page 2 for vibration absorbers location and base mounting dimensions.

### 3. Dimensioni per il montaggio - Base mounting dimensions



Modello Model	dimensioni compressore compressor dimensions		interassi di fissaggio base mounting									kit supporti antivibrante vibration absorber kit		
	A	B	C	D	E	F	G	H	I	L	M	modello del kit kit model	posizione dei singoli supporti location of vibration absorbers	
	mm	mm	mm	mm	mm	mm	mm	mm	mm	mm	mm		aspirazione suction	compressione discharge
C-TSH8-30 120 Y	1234	385	205	661	368	107	200	78	142	90	153	TO0WK800	TO0SSA16	TO0SSA19
C-TSH8-40 120 Y	1234	385	205	661	368	107	200	78	142	90	153	TO0WK800	TO0SSA16	TO0SSA19
C-TSH8-40 150 Y	1234	385	205	661	368	107	200	78	142	90	153	TO0WK800	TO0SSA16	TO0SSA19
C-TSH8-50 150 Y	1234	385	205	661	368	107	200	78	142	90	153	TO0WK800	TO0SSA16	TO0SSA19
C-TSH8-50 186 Y	1267	427	202	654	411	125	200	102	140	90	197	TO0WK800	TO0SSA16	TO0SSA19
C-TSH8-60 186 Y	1267	427	202	654	411	125	200	102	140	90	197	TO0WK800	TO0SSA16	TO0SSA19
C-TSH8-60 210 Y	1267	427	202	654	411	125	200	102	140	90	197	TO0WK800	TO0SSA16	TO0SSA19
C-TSH8-70 210 Y	1267	427	202	654	411	125	200	102	140	90	197	TO0WK800	TO0SSA16	TO0SSA19
C-TSH8-70 240 Y	1371	465	256	710	405	165	200	100	155	140	170	TO0WK801	TO0SSA16	TO0SSA16
C-TSH8-80 240 Y	1371	465	256	710	405	165	200	100	155	140	170	TO0WK801	TO0SSA16	TO0SSA16
C-TSH8-80 270 Y	1371	465	256	710	405	165	200	100	155	140	170	TO0WK801	TO0SSA16	TO0SSA16
C-TSH8-90 270 Y	1371	465	256	710	405	165	200	100	155	140	170	TO0WK801	TO0SSA16	TO0SSA16
C-TSH8-90 300 Y	1584	470	354	827	403	170	200	100	160	140	170	TO0WK801	TO0SSA16	TO0SSA16
C-TSH8-100 300 Y	1584	470	354	827	403	170	200	100	160	140	170	TO0WK801	TO0SSA16	TO0SSA16
C-TSH8-100 360 Y	1584	470	354	827	403	170	200	100	160	140	170	TO0WK801	TO0SSA16	TO0SSA16
C-TSH8-120 360 Y	1584	470	354	827	403	170	200	100	160	140	170	TO0WK801	TO0SSA16	TO0SSA16



Modello Model	dimensioni compressore compressor dimensions		interassi di fissaggio base mounting									kit supporti antivibrante vibration absorber kit		
	A	B	C	D	E	F	G	H	I	L	M	modello del kit kit model	posizione dei singoli supporti location of vibration absorbers	
	mm	mm	mm	mm	mm	mm	mm	mm	mm	mm	mm		aspirazione suction	compressione discharge
R-TSH8-40 120 Y	962	429	158	439	365	154	200	75	96	140	193	TO0WK800	TO0SSA16	TO0SSA16
R-TSH8-50 150 Y	962	429	158	439	365	154	200	75	96	140	193	TO0WK800	TO0SSA16	TO0SSA16
R-TSH8-60 186 Y	997	445	156	430	411	172	200	73	102	140	203	TO0WK800	TO0SSA16	TO0SSA16
R-TSH8-70 210 Y	997	445	156	430	411	172	200	73	102	140	203	TO0WK800	TO0SSA16	TO0SSA16
R-TSH8-80 240 Y	1136	450	184	547	405	167	200	83	162	130	158	TO0WK801	TO0SSA16	TO0SSA16
R-TSH8-90 270 Y	1136	450	184	547	405	167	200	83	162	130	158	TO0WK801	TO0SSA16	TO0SSA16
R-TSH8-100 300 Y	1202	453	204	593	405	178	200	75	173	130	150	TO0WK800	TO0SSA16	TO0SSA19
R-TSH8-120 360 Y	1232	453	204	623	405	178	200	75	173	130	150	TO0WK800	TO0SSA16	TO0SSA19
R-TSL1-30 120 Y	962	429	158	439	365	154	200	75	96	140	193	TO0WK800	TO0SSA16	TO0SSA16
R-TSL1-40 150 Y	962	429	158	439	365	154	200	75	96	140	193	TO0WK800	TO0SSA16	TO0SSA16
R-TSL1-50 186 Y	997	445	156	430	411	172	200	73	102	140	203	TO0WK800	TO0SSA16	TO0SSA16
R-TSL1-60 210 Y	997	445	156	430	411	172	200	73	102	140	203	TO0WK800	TO0SSA16	TO0SSA16
R-TSL1-70 240 Y	1136	450	184	547	405	167	200	83	162	130	158	TO0WK801	TO0SSA16	TO0SSA16
R-TSL1-80 270 Y	1136	450	184	547	405	167	200	83	162	130	158	TO0WK801	TO0SSA16	TO0SSA16
R-TSL1-90 300 Y	1202	453	204	593	405	178	200	75	173	130	150	TO0WK800	TO0SSA16	TO0SSA19
R-TSL1-100 360 Y	1232	453	204	623	405	178	200	75	173	130	150	TO0WK800	TO0SSA16	TO0SSA19